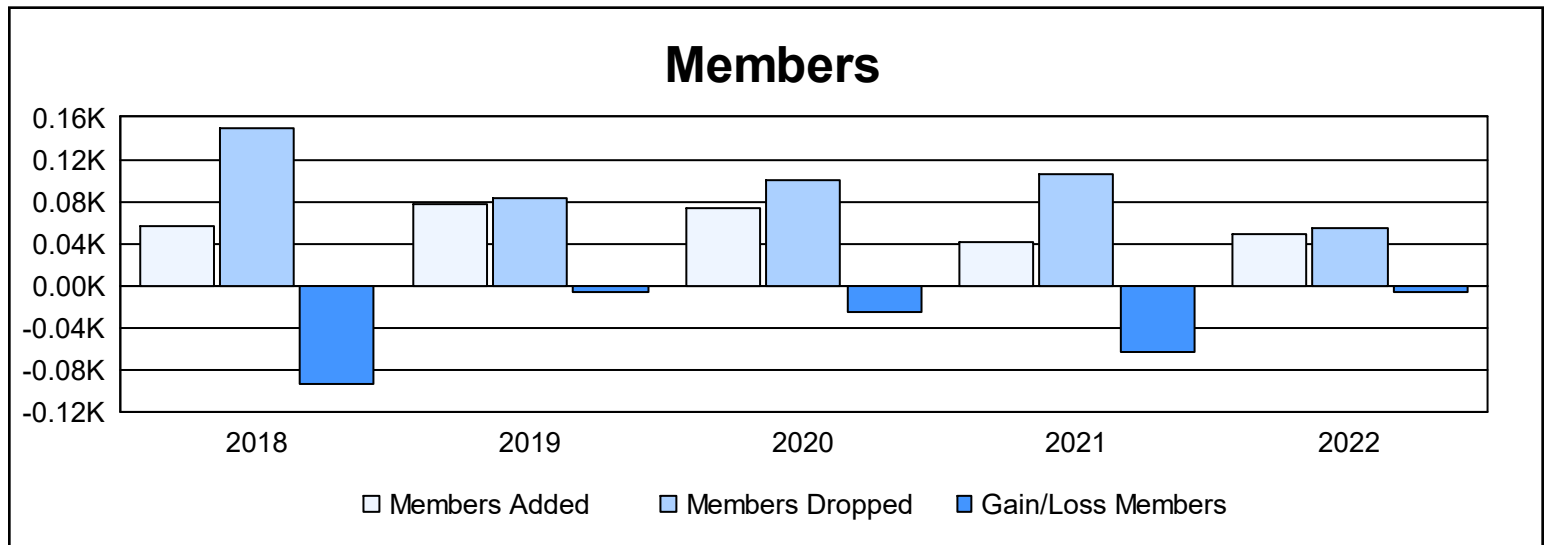
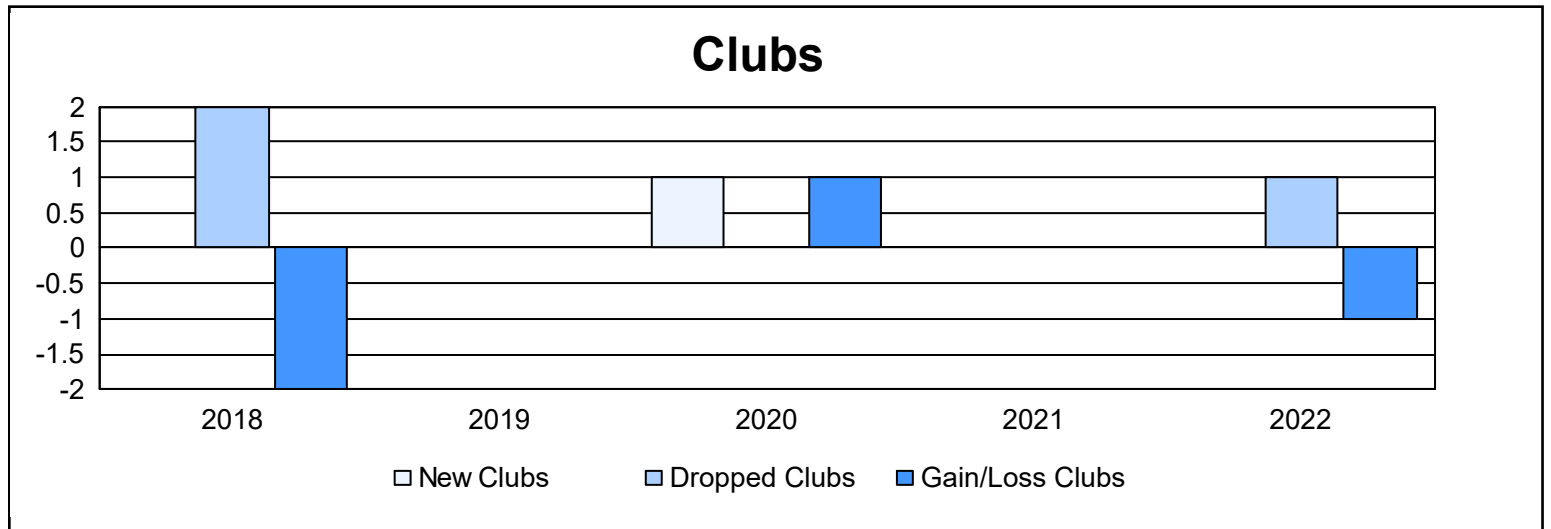
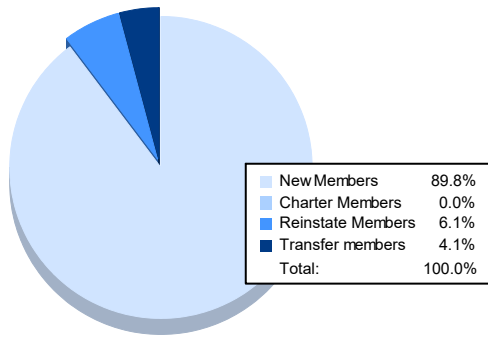


| Year | New Clubs | Dropped Clubs | Gain/ Loss Clubs | New Members | Charter Members | Reinstate Members | Transfer Members | Total Member Added | Total Members Dropped | Gain/ Loss Members |
|----------------|-----------|---------------|------------------|-------------|-----------------|-------------------|------------------|--------------------|-----------------------|--------------------|
| 2017-2018 | 0 | 2 | -2 | 49 | 0 | 3 | 4 | 56 | 149 | -93 |
| 2018-2019 | 0 | 0 | 0 | 75 | 0 | 1 | 1 | 77 | 83 | -6 |
| 2019-2020 | 1 | 0 | 1 | 46 | 24 | 2 | 2 | 74 | 100 | -26 |
| 2020-2021 | 0 | 0 | 0 | 38 | 0 | 3 | 0 | 41 | 105 | -64 |
| 2021-2022 | 0 | 1 | -1 | 44 | 0 | 3 | 2 | 49 | 55 | -6 |
| Average | 0 | 1 | 0 | 50 | 5 | 2 | 2 | 59 | 98 | -39 |



Membership Composition June 2022 Cumulative



Gender Composition June 2022 Cumulative

